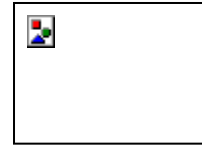


# March 2022 Garden Clippings

McMinnville Garden Club,  
PO Box 386, McMinnville, OR  
Email: [macgardenclub@gmail.com](mailto:macgardenclub@gmail.com)  
Facebook: McMinnville Garden Club



## 2021-22 Garden Club Board:

*Adele O'Neal – President      Deb Smith – Vice President*  
*Sherry Blum – Treasurer      Fran Henderson – Secretary*

## Dates to Remember 2022

- March 21      9:30 Social 10:00 Garden Club Meeting**  
**11:00 Speaker: Sara Smith, The “Gardensmith”**
- March 21      Garden Tour Meeting after the club meeting.**
- April 25      Third Street Cleanup. Mark your calendars. More info later.**
- June 11      Workers’ Pretour 10:00 AM**
- June 12      Garden Tour and Faire “Glowing Gardens”**  
**Tour: 10-3    Faire: 9-4**

## President’s Corner    Theme: Coming Together for Growth    Adele O’Neal

Greetings Fellow Gardeners,

As I write this, the view from my office window is a scene of wind and rain, pretty typical weather for Oregon! With the first day of Spring arriving on March 20, I am looking forward to planning my vegetable garden and of course, working on my front yard.

We have so much going on at the Garden Club! The Garden Tour and Faire are moving forward and with four gardens planned for the Tour and almost all the vendor spaces sold, it appears that these events will be a success. Our newest project, the Serenity Garden, continues to move forward and we will be getting the hanging baskets filled with beautiful Spring flowers.

And, drumroll please...we will be having our **March meeting in-person at the Yamhill County Fairgrounds** in the Leslie Lewis Pavilion on March 21! Parking is in the back. You can enter there too. With the Covid numbers dropping and the mask mandate being lifted on March 11, we will once again meet in person [making it easier](#) to get to know our new members and [spend time](#) with our friends in the McMinnville Garden Club. We will want to continue to

be a bit careful because the pandemic is not over, so members can wear their mask during the meeting if they wish. Our goal is to have everyone feeling comfortable!

Hang in there, I'm hopeful things will be getting back to normal soon! Happy Spring, everyone!

## March Speaker:

Deb Smith

Our March speaker will be **Sarah Smith—"The Gardensmith"** speaking about **Maximizing your garden-no matter the size.**

Sarah Smith is a landscape designer and a grower of fruits and vegetables. She has been gardening for most of her life. Currently she is growing fruits and veggies in her Milwaukie home garden, a community garden, and in part of a rented field. She uses organic gardening techniques, maximizes her growing space with succession planting, and is fascinated by insects in the garden.

## Tour and Faire June 12, 2022 "Glowing Gardens"

**Tour Update** Attached along with the newsletter is the list of **Garden Tour Chairs** for your reference.

**Feb. 28** was the first in person meeting of the garden chair volunteers and others to kick off our flurry of activities. We have less than 4 months (4 quarters) to have a winning "tour" nament. We kept score at this meeting. Looks like we are beating the weather at the start of the game. 19 attendees in the rain..... **SCORE: HOME team: 19 pts. WEATHER TEAM: 3 pts.**

Those who attend the Club's March meeting will be able to pick up **Save the Date Bookmarks**. The bookmarks will be available at all future Club meetings so that members can replenish their supply as needed. Please **DISTRIBUTE** them widely. You are our best publicity agents! You can always pick up more between meetings at Patty S.'s front porch on the green shelf unit. We will be printing these in batches as we don't want to waste our \$ if they are not needed and used. Due to the tour being **TWO weeks EARLIER this year**, we need to start advertising and distributing information now..... Please be sure to discuss the earlier date with others.

In the near future the Day of Tour, Poster Distribution, and Roadside Sign Committees will be asking Club members to sign up to help with their respective tasks. More hands, less work!

Sign-ups for the Day of Tour Committee—this is for the **Greeters** (take tickets at the entry of the garden as well as answer questions) and **Hostesses** (in the backyards helping answer plant questions) used at the four Tour Gardens—and the **Poster Distribution** Committee—this is for placement of the colorful 8 ½" x 11" posters in businesses and other high foot traffic areas—

along with Road Signs (those who place informative Save the Date signs) will begin at the March Club meeting. Signs will be posted in late May due to city guidelines.


The **Square** will once again be used by John and Betty Ballentine at the Farmers' Market, Faire, and later Club meetings--primary sites for Tour ticket sales. Information for the tour brochures is being gathered now to print before our April meeting. "*A square, what's that?*" you ask. In this context a square is a small electronic device that attaches to a smart phone and allows the phone to become a scanner for credit/debit card sales. Farmers' Market dates are June 2 and June 9. The Serenity Garden project will also be using a square for contributions.

We have four gardens and a Surprise Garden to offer this year. Tour tickets will be available to members...who are usually our best sales....at our April meeting. Be sure to talk to everyone you can. These make great gifts.. Mother's and Father's Day and FUN.

Please consider giving a some of your time to help make this Year's Tour a big success. We are so grateful to all members who have already stepped up to chair and help various tasks. **YOU ARE APPRECIATED!**  
Patty and Evelyn

## *Faire Update*

### **Garden Faire Vendor Hi-Lite More New vendors for McMinnville Garden Faire 2022**



#### **Alena Botanica**

Alena Botanica offers beautiful drinkware, drink kits and gift boxes for all your mini celebrations!  
I hear all the time it's nice to have a special glass for your happy hour rituals.


#### **Flowerhead floral**

Unique outdoor floral design using vintage & repurposed items for the home, patio & porch.




#### **Goosehill Gifts**

**Nature decor and unique *gifts*. Unique decor pieces act as accent pieces in small spaces and personalize large spaces, including air plant terrariums!**




**Kathy Kushman**

Jewelry: handmade, copper, sterling wire and metal, etched, gemstones, ...




**Oregon Earth Goods**

Artisan Floral Gifts



**River City Fused Glass**

Beautiful garden stacks, flower wall pieces and fun smaller glass hanging art



**Wild + Pressed Designs**


Digital Artistry printed into cards, stickers, and working with businesses to create logos.



**PlantPosse**

**Jewelry & Art by a posse of plant-powered people**

We've got plant-themed, handmade jewelry, paintings, needlepoint, Eco-prints, t-shirts, stickers and more!



***Tea Musketeers***


Blending & procuring unique black tea — handmade in small batches, based in McMinnville Oregon.

## Membership Committee Updates

Janis Stoven

Please ensure your records are correct by reviewing **the attached PDF membership list**.

Invite a neighbor, friend, church member, or someone you exercise with, to join this great garden club. Don't keep us a secret! Dues are now just half-price until July. They can become involved in our garden tour and faire, which are fun and rewarding events.



New members don't forget to bring your coupon for a free garden book to the **March 12** Friends of the Public Library Book Sale. Everyone is invited too! Lots of great books for children!

## What's Happening with the Serenity Garden?


### **JOIN AND WATCH US GROW!**

After two long years of investigation and planning for the McMinnville Garden Club project called The Serenity Garden, the project has become a reality of notice by hospital employees and staff along with the community. We are thrilled to partner with the Willamette Valley Medical Center (WVMC) in this project. The land has been generously loaned to the Club to develop and act as stewards of the land. WVMC's role will be to provide ongoing maintenance in the form of watering, providing electricity, and general upkeep.

The Garden is projected to be completed in five distinct Phases and is located on the back side of the hospital away from Highway 18 noise and congestion.

**Phase One** introduced and accomplished the hanging of three beautiful baskets outside the windows of the Cancer Center at WVMC in both the spring and fall of 2021. These baskets can be viewed by patients while receiving treatments and add a touch of color with calming greenness. It is hoped that baskets remain an ongoing part of the project given adequate funding.

**Phase Two** was recently completed in January, 2022. New trees, both deciduous and fir, were positioned on the edge of a berm which hides and insulates the comings and goings of large semi-trucks without blocking the view from the interior of the hospital.



**Phase Three** started in February of 2022. Discussions regarding the addition and location of a walking path within the Garden are being held. This path is planned to connect to an existing path around the south parking lot. The existing path is used by both patients, visitors, and the general public, and adequately accessible by wheelchairs and walkers. To assist in the funding of this project phase, several steps are being taken including, but not limited to, solicitation of funds from the community, submission of a grant request, and educational, informational posts on social media, and an in house hospital campaign to introduce hospital workers to its benefits; particularly, during the Covid pandemic.


Please **JOIN AND WATCH US GROW!** Walk the existing path, breathe fresh air, and enjoy the serenity of the existing Garden. Your generous contributions are tax deductible. You may submit your payments to the Club in the form of check, and at our club meetings with credit cards. It will later be on the website.

## Recipes from Betty

Betty Ballentine

### Betty's Irish Soda Bread

Makes one small loaf and it's great toasted if you have any leftovers!



2 ½ C flour

2 T sugar

1 t baking soda

1 t baking powder

½ t salt

Whisk together in a mixing bowl. Then cut in 3 T cold butter till you have fine crumbs.

Add in: ½ C currants or raisins

¾ C buttermilk

Mix to form a soft dough. Turn onto lightly floured board and knead for 2 minutes until smooth. Shape dough into a 6-inch flattened round on a greased pan. Cut an X on top the loaf. Brush

with a little buttermilk and sprinkle with coarse sugar. This gives the bread a nice crunch. Bake at 375 degrees for 35 minutes. Cool on wire rack.

## Websites to Explore

Patty Sorensen

**National Garden Club** <https://gardenclub.org>

**Pacific Region National Garden Club**  
<https://pacificregiongardenclubs.org/>

**Pioneer District Website**  
<http://oregongardenclubspioneer.97048.info/home.aspx>

**McMinnville Community Garden** <http://www.mcminnvillecg.org>  
**Oregon State Garden Club's Website** <http://oregongardenclubs.org>

**Yamhill County Master Gardeners** <https://ycmga.org/>

**Serenity Garden** <https://mcminnvillegardenclub.org/serenitygarden/>



If you are a Facebook user, check us out at

<https://www.facebook.com/McMinnville-Garden-Club-663261507128994>

**March Garden Chores** [https://extension.oregonstate.edu/gardening/techniques/march-garden-calendar?utm\\_campaign=Gardening%20Newsletter&utm\\_medium=email&\\_hsmi=205125434&\\_hsenc=p2ANqtz--sGyBTkkSzsehJeZRsOwkJVxYuM04fwjLE0vl7wis05J8XogsGF7uXqHD9VUqO4Cs7kqdrwyTalzax2t52IuSu6\\_zwqQ&utm\\_content=205125434&utm\\_source=hs\\_email](https://extension.oregonstate.edu/gardening/techniques/march-garden-calendar?utm_campaign=Gardening%20Newsletter&utm_medium=email&_hsmi=205125434&_hsenc=p2ANqtz--sGyBTkkSzsehJeZRsOwkJVxYuM04fwjLE0vl7wis05J8XogsGF7uXqHD9VUqO4Cs7kqdrwyTalzax2t52IuSu6_zwqQ&utm_content=205125434&utm_source=hs_email)

**Pruning Your Trees** <https://extension.oregonstate.edu/crop-production/fruit-trees/tree-pruning-basics>

**Slugs and Snails...** <https://www.gardeningknowhow.com/plant-problems/pests/insects/kill-garden-slugs.htm#:~:text=Use%20diatomaceous%20earth%2C%20crushed%20eggshells,they%20will%20drown%20in%20it.>



I feel like a slug early in the morning! **Slow** and **easy** works best for me....and **coffee!** Teehee